



CATALOGUE 2009

LOGISTIC STORAGE SOLUTIONS



High Rise Storage



Mobile Rack




FIFO Storage Rack



Mould Rack



FPO Bin Trolley



On Line FIFO




Pallet



Assembly Table



Tool Cabinet



Platform Trolley



CNC 'A' Type Trolley



Sheet Storage Rack



Mezzanine Floor



Auto Store Lift



Roller Track



Roto Store



Industrial Lockers



Conveyor



Pipe & Joint



Castors

CNC Tool Storage Solution

CNC TOOL STORAGE SOLUTION

CNC Tool Storage System for CNC Tool to fulfill the daily practice. The storage accessibility of tools affects the cost effectiveness of modern machine tools.

CNC Tool Holders

Made of plastic.

Can be easily fitted into bracket by screws.

Suitable to tools for cylindrical shanks.

Hollow taper shanks on ISO standard.

Colour : Red



Product Code	Tool Type (mm)	Width (mm)	Height
IHa 01151	BT 30	52	55



Product Code	Tool Type (mm)	Width (mm)	Height
IHa 00841	BT 40	65	65



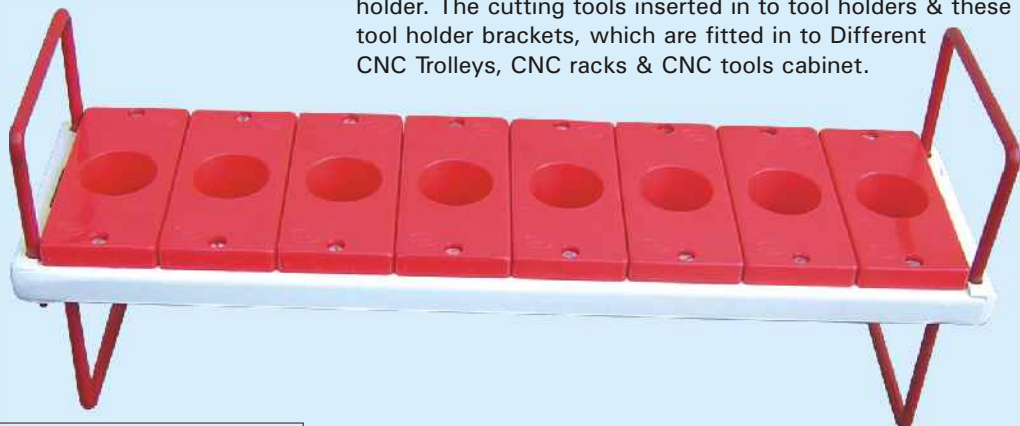
Product Code	Tool Type (mm)	Width (mm)	Height
IHa 00840	BT 50	105	90



Product Code	Tool Type (mm)	Width (mm)	Height
IHa 03052	HSK 63	75	30

Tool Holder Bracket

Tool holder bracket accommodate every size of CNC tool holder. The cutting tools inserted in to tool holders & these tool holder brackets, which are fitted in to Different CNC Trolleys, CNC racks & CNC tools cabinet.



Product Code	Tool Type	Max. No. of Tool Holder (Per Bracket)
Ise02785	BT 50	5
Ise02786	BT 40	8
Ise02787	BT 30	10
Ise02788	HSK 63	7

- Designed with Steel Sheet, with 2 handles to easy carrying.
- Dimensions : 558mm L x 150mm W
- Finish : Powder coating - Ivory Glossy.

CNC Tool Holder Trolley (A-Type)

Designed to transport the tool holders.

Made of steel sheet with A-Type designed for easy accessibility of cutting tools.

Taper of 31° for easy access.

Both side accessibility to carry maximum no. of tool holders.

Standard level is maximum 9 nos (4 nos tool holder bracket either side of 31° + 1 no tool holder bracket on top).

MD-HP1 with Fibre Castor, Wheel 2 nos. Swivel & 2 Nos. fixed, of Dia 150 mm, to achieve smooth running on any floor.

Handles are fixed to easy moving.

Dimensions : 640 mm L x 620 mm W x 1115 mm H

Load Capacity : Upto 700 Kg.

Finish : Powder coating (Ivory Glossy).



Product Code	Model Name	Total Qty (Nos.)
MEPL / 00436	CNC Trolley (A) BT 30	90
MEPL / 00202	CNC Trolley (A) BT 40	72
MEPL / 00203	CNC Trolley (A) BT 50	45
MEPL / 01729	CNC Trolley (A) HSK 63	63



CNC Tool Holder Trolley (Square-Type)

Made of steel sheet with Square-Type designed to easy accessibility of cutting tools.

Taper of 10° for easy access. 2 levels on bottom.

Both side accessibility to carry maximum no. of tool holders.

Standard level is maximum 5 nos (1 no tool holder bracket either side + 3 no tool holder bracket on top).

MD-HP1 with Fibre Castor, Wheel 2 nos. Swivel & 2 Nos. fixed, of Dia 150 mm, to achieve smooth running on any floor.


Handles are fixed to easy moving.

Dimensions : 680 mm L x 485 mm W x 975 mm H

Load Capacity : Upto 700 Kg.

Finish : Powder coating (Ivory Glossy).

Product Code	Model Name	Total Qty (Nos.)
MEPL / 00432	CNC Trolley (SQ) BT 30	50
MEPL / 00281	CNC Trolley (SQ) BT 40	40
MEPL / 00282	CNC Trolley (SQ) BT 50	25
MEPL / 01730	CNC Trolley (SQ) HSK 63	35



Position at 0°




Position at 10°

Supports

The supports make it possible to fit the tool brackets in the punched side panels of the square trolley at positions 0° and 10°. The offset positions are achieved by changing the positions of bolts & nut.

Finish : Powder coating (Ivory Glossy).



Shelf


Tool holder attachment shelf (1 no tool holder) & only shelf with full length of depth wise attachment fitted on side of the trolley.

Shelf made of steel sheet.

Dimension : 450 mm W x 250 mm L

Rubber sheet (6 thk.) also provision on top of the shelf.

Finish : Powder coating (Ivory Glossy).



Document Pocket

Made of steel sheet, fitted by screw.

Inside dimension : 210 mm W x 280 mm H

Finish : Powder coating / Red

CNC Tool Holder Rack

Made of steel sheet with Triangle-Type designed.

Taper of 31° for easy access on every level.

One side accessibility to carry tool holders.

Standard level is maximum 7 nos.

Dimensions : 640 mm L x 640 mm W x 1660 mm H

Load Capacity : Upto 700 Kg.

Finish : Powder coating (Ivory Glossy).

Product Code	Model Name	Total Qty (Nos.)
MEPL / 00433	CNC Tool Holder Rack BT 30	70
MEPL / 00217	CNC Tool Holder Rack BT 40	56
MEPL / 00218	CNC Tool Holder Rack BT 50	35
MEPL / 01731	CNC Tool Holder Rack HSK 63	49

CNC Tool Cabinet

Dimensions : 670 mm L x 600 mm W x 1450 mm H

Product Code	Drawer Face Height (mm)	Type of Pull Out	Load Carrying Capacity (kg)	Drawer Heights	
				Front	Back / Side
Ise03218	75	SPO	80	72	50
Ise03219	425	FPO	150	423	175

SPO - Standard Pull-Out load carrying capacity of Drawer - 80 kgs. of UDL

FPO - Full Pull-Out load carrying capacity of Drawer - 150 Kgs. of UDL

Standard : Drawer Height FPO 425 mm in 3 nos. and SPO 75 mm in 1 no.

Drawer FPO 425 carries Tool Cabinet Drawer insert which is kept in drawer.

CNC Tool Cabinet includes a central locking system, by a strip lock.


Finish : Powder coating / Ivory Glossy,

Powder coating / Cabinet - Deep Blue / Drawers - Ivory Glossy (Metafold Standard).

When ordering, please specify the colour.



Cabinet Drawer 425



Cabinet Drawer Insert

Made of steel sheet.

Accommodates different tool holders.

Dimension : 560 mm L x 490 mm W x 160 mm H

Finish : Powder coating / Ivory Glossy.

Product Code	Model Name	Total Qty/Bracket	Total Qty (Nos.)
MEPL / 00921	CNC Tool Cabinet BT 30	30	90
MEPL / 00922	CNC Tool Cabinet BT 40	24	72
MEPL / 00923	CNC Tool Cabinet BT 50	15	45
MEPL / 01732	CNC Tool Cabinet HSK 63	21	63